

Chemotherapy-Induced Peripheral Neuropathy: Management Strategies for Oncology Nurses

Ayoola A Ayoola [1*], Oloruntobi Funmilola Adeoye [2], Abayomi Ayoola [3], Akinremi Joy [4]
[1] Department of Emergency (ED) Unit, AMITA HEALTH, JOLIET, IL, USA
[2] Federal University of Agriculture, Abeokuta Hospital, Nigeria
[3] Little City Foundation, 1610 Colonial Pkwy, Inverness, IL, USA
[4] State Hospital, Sokenu, Abeokuta, Ogun State, Nigeria

* Corresponding Author: **Ayoola A Ayoola**

Article Info

ISSN (online): 2582-8940
Volume: 04
Issue: 04
October-December 2023
Received: 11-11-2023
Accepted: 08-12-2023
Page No: 55-65

Abstract
Chemotherapy-Induced Peripheral Neuropathy (CIPN) is a debilitating side effect of many chemotherapeutic agents, significantly impacting patients' quality of life and treatment adherence. Oncology nurses play a critical role in assessing, managing, and supporting patients affected by CIPN. This review explores evidence-based strategies for oncology nurses to mitigate the effects of CIPN and improve patient outcomes. Early detection is essential in preventing CIPN progression, requiring nurses to conduct thorough patient assessments using standardized tools such as the Common Terminology Criteria for Adverse Events (CTCAE) and the Functional Assessment of Cancer Therapy/Gynecologic Oncology Group-Neurotoxicity (FACT-GOG-NTX) scale. Nurses must educate patients on recognizing early symptoms, such as numbness, tingling, and pain, to facilitate timely interventions. Management strategies include both pharmacological and non-pharmacological approaches. Medications such as gabapentinoids and antidepressants may help alleviate neuropathic pain, while non-pharmacological methods, including physical therapy, acupuncture, and nutritional supplementation, offer additional symptom relief. Oncology nurses also play a vital role in patient education, providing guidance on lifestyle modifications, home safety, and coping strategies to enhance self-management. Beyond symptom management, nurses serve as patient advocates by collaborating with oncologists to adjust treatment plans when necessary and ensuring patients receive holistic care. Long-term monitoring is essential to address lingering neuropathy symptoms post-treatment, and psychosocial support should be integrated to help patients cope with emotional distress caused by CIPN. Despite advancements in CIPN research, challenges remain in treatment efficacy and standardization of care protocols. Future efforts should focus on developing targeted therapies, improving nurse training on CIPN management, and integrating technology for remote symptom monitoring. By adopting a proactive and multidisciplinary approach, oncology nurses can significantly alleviate CIPN-related distress and enhance the overall well-being of cancer patients.

DOI: https://doi.org/10.54660/IJMBHR.2023.4.4.55-65

Keywords: Chemotherapy-induced peripheral neuropathy (CIPN), Management strategies, Oncology nurses, Review

1. Introduction

Chemotherapy-Induced Peripheral Neuropathy (CIPN) is a common and often debilitating side effect of cancer treatment, affecting a significant number of patients undergoing chemotherapy (Adegoke *et al*, 2022). It results from damage to the peripheral nervous system caused by neurotoxic chemotherapy agents, such as platinum-based drugs, taxanes, and vinca alkaloids (Matthew *et al*, 2023). Patients with CIPN experience a range of sensory, motor, and autonomic symptoms, including numbness, tingling, burning pain, muscle weakness, and loss of coordination (Srivastava *et al*, 2022; Nnagha *et al*, 2023). These symptoms can persist long after treatment ends, significantly impairing daily activities and overall quality of life. CIPN

poses a challenge in oncology care, as it can lead to dose reductions, treatment delays, or even discontinuation of life-saving chemotherapy, ultimately affecting cancer treatment efficacy.

The impact of CIPN on patients extends beyond physical discomfort, influencing their emotional and psychological well-being (Matthew *et al*, 2024). Chronic pain, mobility issues, and functional limitations can lead to anxiety, depression, and social withdrawal, further diminishing quality of life. From a clinical perspective, CIPN complicates cancer management, as its progression is often unpredictable, and there is no universally effective treatment. Oncology nurses play a critical role in identifying, managing, and mitigating CIPN symptoms to improve patient outcomes (Kanzawa-Lee, 2020; Matthew *et al*, 2021). However, challenges persist due to the lack of standardized screening tools, limited treatment options, and the complexity of symptom management.

This review aims to explore evidence-based strategies for oncology nurses to manage CIPN effectively. It will examine the importance of early assessment, intervention techniques, and patient education in improving symptom control and treatment adherence. Additionally, the discussion will highlight the role of multidisciplinary collaboration in developing comprehensive care plans for patients affected by CIPN. Effective assessment, early intervention, and patient education are essential in mitigating the impact of CIPN (Kim and Hong, 2023). Oncology nurses, as frontline caregivers, are uniquely positioned to recognize early symptoms, implement non-pharmacological and pharmacological interventions, and educate patients on coping strategies (Kastrinos *et al*, 2020; Almatrafi *et al*, 2020). By integrating these approaches into routine oncology care, nurses can help patients maintain functional independence, adhere to treatment regimens, and enhance their overall quality of life. Consequently, optimizing nursing strategies for CIPN management is vital in ensuring that cancer treatment remains both effective and tolerable for patients (Wang *et al*, 2022).

2. Understanding chemotherapy-induced peripheral neuropathy

Chemotherapy-Induced Peripheral Neuropathy (CIPN) is a dose-dependent, neurotoxic side effect of various chemotherapeutic agents, resulting in damage to the peripheral nervous system as illustrated in figure 1 (Sałat, 2020; Was *et al*, 2022). It is characterized by structural and functional impairments in sensory, motor, and autonomic nerves. The pathophysiology of CIPN is complex and varies depending on the specific chemotherapy agent, but it generally involves direct axonal injury, mitochondrial dysfunction, oxidative stress, and inflammation (Burgess *et al*, 2021; Fumagalli *et al*, 2021). These mechanisms contribute to nerve degeneration, leading to persistent symptoms even after chemotherapy cessation.

Several chemotherapy drug classes are commonly associated with CIPN. Platinum-based compounds (e.g., cisplatin, carboplatin, oxaliplatin) cause neuronal apoptosis due to DNA crosslinking, leading to sensory nerve damage (Ali and Aziz, 2021). Taxanes (e.g., paclitaxel, docetaxel) disrupt microtubule function, impairing axonal transport and leading to nerve degeneration. Vinca alkaloids (e.g., vincristine, vinblastine) also interfere with microtubules, causing sensory and motor neuropathy. Other agents, such as bortezomib (a proteasome inhibitor) and thalidomide, contribute to CIPN through inflammatory and immune-mediated pathways. The severity and reversibility of CIPN vary depending on the drug type, dose, and duration of treatment, making early identification and intervention critical (Ibrahim and Ehrlich, 2020).

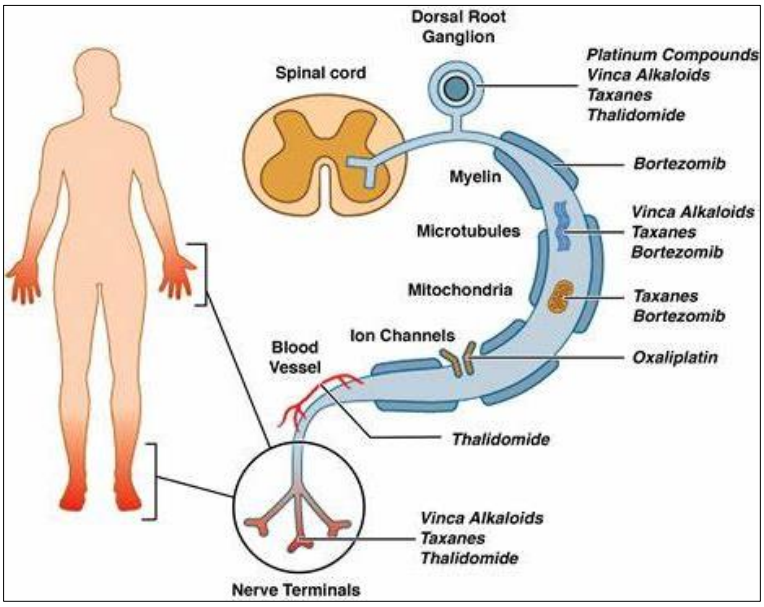

Fig 1: A comparative review on chemotherapy-induced peripheral neuropathy (CIPN) (Sałat, 2020)

CIPN presents with a wide range of symptoms due to its effects on sensory, motor, and autonomic nerves (Bonomo and Cavaletti, 2021). The most common manifestations are sensory neuropathy symptoms, including numbness, tingling, burning pain, and heightened sensitivity (hyperalgesia). These symptoms typically begin in a "stocking and glove" distribution, affecting the hands and feet first before progressing proximally. In severe cases, sensory loss can result in balance difficulties and an increased risk of falls. Motor neuropathy symptoms occur less frequently but can include muscle weakness, reduced reflexes, and impaired coordination (Joshua and Misri, 2022). In extreme cases,

patients may experience foot drop, difficulty grasping objects, and general muscle atrophy, limiting their ability to perform daily tasks. Autonomic neuropathy symptoms arise when CIPN affects autonomic nerve fibers, leading to complications such as orthostatic hypotension, constipation, bladder dysfunction, and abnormal sweating (Cascella *et al*, 2022; Molinares *et al*, 2023). These autonomic disturbances can significantly impact patient comfort and require targeted management strategies. The impact of CIPN on daily functioning and quality of life is profound. Patients often struggle with routine activities such as walking, dressing, and cooking due to sensory and motor impairments (Eidenberger, 2022; Shastry *et al*, 2023). Chronic pain and discomfort can lead to sleep disturbances, anxiety, and depression, further diminishing quality of life. In severe cases, CIPN may necessitate dose reductions or discontinuation of chemotherapy, potentially compromising cancer treatment efficacy.

Several factors contribute to an individual's risk of developing CIPN, with some patients being more susceptible than others (Hertz *et al*, 2021). Genetic predisposition plays a critical role, as variations in genes involved in drug metabolism, neuronal repair, and oxidative stress responses can influence CIPN severity (Chua *et al*, 2022). Genetic markers such as polymorphisms in CYP450 enzymes and DNA repair genes are currently being studied to identify high-risk patients before chemotherapy initiation. The cumulative chemotherapy dose is another significant risk factor. Higher doses and prolonged treatment duration increase the likelihood of nerve damage. Additionally, certain chemotherapy regimens that combine multiple neurotoxic agents can exacerbate CIPN severity (Li *et al*, 2021). Pre-existing conditions such as diabetes, alcohol-related neuropathy, and autoimmune disorders heighten the risk of CIPN. Diabetic patients, for example, already have compromised nerve function, making them more vulnerable to additional damage from chemotherapy. Other conditions such as kidney or liver dysfunction may also impair drug clearance, increasing the accumulation of neurotoxic agents in the body. Age and lifestyle factors also play a role in CIPN susceptibility. Older patients tend to have reduced nerve regenerative capacity, making them more prone to persistent neuropathy. Furthermore, smoking and poor nutritional status have been linked to worse neuropathic outcomes due to their effects on vascular and neuronal health (Mahmoudinezhad *et al*, 2022).

Understanding the pathophysiology, symptoms, and risk factors of CIPN is essential for effective management and prevention (Avallone *et al*, 2022). As chemotherapy remains a cornerstone of cancer treatment, healthcare providers, particularly oncology nurses, must be vigilant in assessing and addressing CIPN-related complications. Early detection, risk stratification, and personalized interventions can help mitigate its impact, ultimately improving patient comfort, functionality, and adherence to life-saving cancer therapies (Turner, 2021; Kumari *et al*, 2023).

2.1 Assessment and early detection of CIPN

Chemotherapy-Induced Peripheral Neuropathy (CIPN) is a common and often debilitating side effect of neurotoxic chemotherapeutic agents such as platinum-based drugs, taxanes, and vinca alkaloids (Spera *et al*, 2022; Rodwin *et al*, 2022). Early detection and assessment of CIPN are crucial for minimizing long-term complications and improving patient quality of life. Effective assessment involves clinical evaluation by oncology nurses, the use of standardized assessment tools, and an emphasis on early detection for optimal symptom management.

Oncology nurses play a pivotal role in the early detection of CIPN through thorough patient-reported symptom assessments (Gault *et al*, 2022). Patients often describe symptoms such as numbness, tingling, burning sensations, pain, or weakness in their extremities. The severity and nature of these symptoms can vary based on the chemotherapy regimen and individual patient factors. Routine inquiries about sensory and motor dysfunction, as well as the impact on daily activities, help in identifying CIPN early. Symptom assessment tools such as the Numeric Rating Scale (NRS) for pain and neuropathic pain descriptors (e.g., sharp, burning, electric-like sensations) are useful in quantifying symptom severity. Patient-reported symptoms serve as a crucial first indicator of CIPN and should be systematically documented at each oncology visit (Knoerl *et al*, 2022).

Beyond patient-reported symptoms, physical examinations conducted by oncology nurses provide objective evidence of neuropathy. Neurological assessments focus on sensory, motor, and autonomic nervous system functions (Orgianelis *et al*, 2023). Common clinical tests include, Sensory testing, light touch, vibration sense (using a tuning fork), pinprick sensation, and temperature discrimination. Motor function assessment, muscle strength testing and checking for foot drop or difficulty in fine motor tasks. Reflex testing, deep tendon reflexes, particularly the Achilles reflex, which may be diminished in CIPN. Balance and coordination tests, observing gait disturbances and performing the Romberg test to assess proprioception (Carpinella *et al*, 2022). These assessments, when performed regularly, help monitor disease progression and guide interventions.

Several standardized tools have been developed to systematically assess CIPN (Gu *et al*, 2023). These scales improve the reliability of assessments and facilitate consistent monitoring across clinical settings. Common terminology criteria for adverse events (CTCAE), a widely used grading system developed by the National Cancer Institute (NCI) to classify CIPN severity from Grade 1 (mild) to Grade 4 (severe). It is useful for clinical trials and routine clinical practice. Functional assessment of cancer therapy/gynecologic oncology group–neurotoxicity (FACT-GOG-NTX): A patient-reported outcome measure that evaluates the impact of CIPN on daily activities, including fine motor skills, sensation, and pain (Hung *et al*, 2021; Parsons *et al*, 2023). European organisation for research and treatment of cancer quality of life questionnaire–CIPN20 (QLQ-CIPN20), a20-item questionnaire that assesses sensory, motor, and autonomic symptoms associated with CIPN, providing a comprehensive view of its impact on quality of life. These tools are essential in quantifying neuropathy symptoms and tracking changes over time, enabling timely intervention.

Early detection of CIPN is critical in preventing the progression of symptoms and implementing timely management strategies (Tanay *et al*, 2021). If left unaddressed, CIPN can lead to irreversible nerve damage, significantly impacting a patient's functionality and quality of life. By identifying CIPN early, healthcare providers can consider dose modifications, chemotherapy regimen adjustments, or adjuvant therapies such as neuroprotective agents. Interventions such as physical therapy, pain

management strategies, and patient education on lifestyle modifications (e.g., fall prevention, use of assistive devices) can help mitigate symptoms (Levine *et al*, 2022; Baker *et al*, 2023). Moreover, early intervention enhances patient adherence to chemotherapy, as unmanaged neuropathy often leads to dose reductions or treatment discontinuation. Routine screening and standardized assessments enable personalized management plans, ensuring optimal cancer treatment outcomes while minimizing neuropathic complications (Lustberg *et al*, 2023). The assessment and early detection of CIPN require a multidimensional approach combining clinical evaluations by oncology nurses, standardized assessment tools, and proactive symptom management strategies. Oncology nurses play a critical role in detecting and documenting patient-reported symptoms and conducting neurological examinations. Standardized tools such as CTCAE, FACT-GOG-NTX, and QLQ-CIPN20 provide reliable methods for assessing CIPN severity. Early detection is essential to prevent symptom progression, optimize treatment decisions, and improve patients' overall quality of life (Crosby *et al*, 2022). Integrating systematic CIPN assessment into oncology practice can lead to better patient outcomes and enhanced supportive care in cancer treatment.

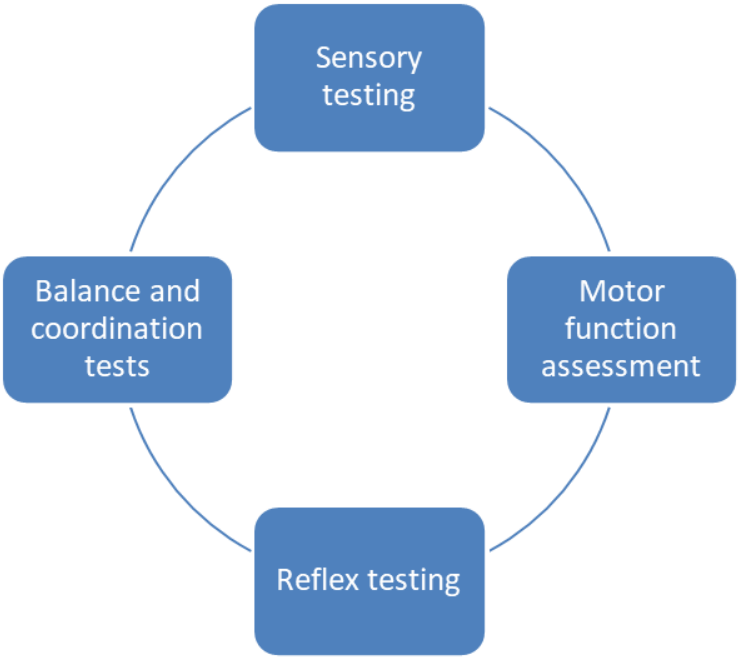

Fig 2: Physical examination and neurological assessments

2.2 Nursing strategies for managing CIPN

Chemotherapy-Induced Peripheral Neuropathy (CIPN) is a significant challenge in oncology care, often leading to chronic pain, functional limitations, and reduced treatment adherence (Kleckner *et al*, 2021). Nurses play a critical role in managing CIPN through pharmacological and non-pharmacological interventions, as well as patient education and self-management strategies as shown in figure 3. A comprehensive approach that includes symptom assessment, early intervention, and patient-centered care can improve quality of life and optimize cancer treatment outcomes (Tran *et al*, 2021).

Pharmacological management of CIPN focuses on symptom relief, as no definitive cure currently exists. Oncology nurses are essential in monitoring patients' responses to medications and educating them on their proper use. Several classes of medications are used to alleviate CIPN-related pain and discomfort (Mo *et al*, 2022; Francesco *et al*, 2022). Gabapentinoids (e.g., gabapentin and pregabalin) are commonly prescribed due to their ability to modulate calcium channels, thereby reducing nerve excitability and pain perception. These drugs have demonstrated efficacy in neuropathic pain management, although they may cause drowsiness, dizziness, and weight gain. Antidepressants, particularly serotonin-norepinephrine reuptake inhibitors (SNRIs) such as duloxetine, have shown effectiveness in CIPN management (Desforges *et al*, 2022). Duloxetine is recommended as a first-line treatment due to its ability to modulate pain pathways by increasing serotonin and norepinephrine levels. Tricyclic antidepressants (TCAs) like amitriptyline are also used but may be associated with significant side effects such as dry mouth, sedation, and cardiac complications (Suvar, 2023). Topical therapies provide localized pain relief with minimal systemic side effects. Capsaicin cream, derived from chili peppers, can help desensitize overactive pain receptors when applied regularly. However, patients may experience an initial burning sensation. Lidocaine patches are another option for localized pain, offering temporary relief without systemic drug interactions. In more severe cases, opioids such as tramadol or oxycodone may be considered, but they are generally reserved for refractory cases due to the risk of dependence and tolerance (Aman *et al*, 2021). Nurses must carefully assess pain levels and medication adherence to ensure optimal symptom control while minimizing adverse effects.

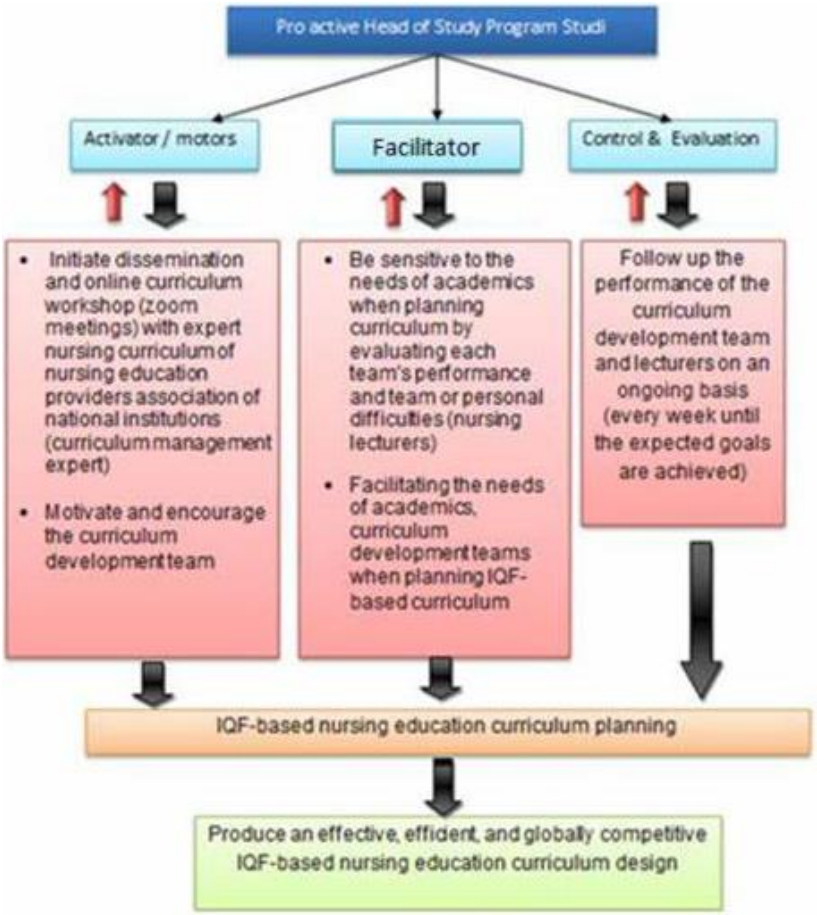

Fig 3: Nursing strategies for managing CIPN (Rodrigues *et al*, 2022)

Non-pharmacological approaches are vital in complementing drug therapy and providing holistic care for patients with CIPN (Li *et al*, 2022). Regular physical activity can improve circulation, enhance nerve function, and reduce neuropathic symptoms. Physical therapy programs incorporating balance training, stretching, and strength exercises help patients maintain mobility and reduce fall risks. Nurses can collaborate with physical therapists to develop personalized exercise regimens that are safe and effective for each patient. Acupuncture, a traditional Chinese medicine practice, has gained recognition for its potential to alleviate CIPN symptoms (Simi and Jianfeng, 2023). Studies suggest that acupuncture can promote nerve regeneration and reduce pain by stimulating specific pressure points. Similarly, massage therapy enhances blood flow, reduces muscle stiffness, and provides symptomatic relief. Oncology nurses can guide patients toward certified practitioners for safe and effective complementary treatments. Adequate nutrition plays a crucial role in nerve health. Vitamin B12 is essential for nerve repair and regeneration, and deficiencies can exacerbate neuropathic symptoms. Alpha-lipoic acid, an antioxidant, has shown promise in reducing oxidative stress and improving nerve function in neuropathy patients (Tripathi *et al*, 2023). Other supplements, such as omega-3 fatty acids and magnesium, may also provide neuroprotective benefits. Nurses should educate patients on evidence-based dietary choices and supplement use to support nerve health (Craig *et al*, 2021). Empowering patients with knowledge and self-care strategies is a fundamental aspect of CIPN management.

Oncology nurses serve as key educators, helping patients adopt lifestyle modifications and coping techniques (Tabriz *et al*, 2021). Patients with CIPN face an increased risk of falls due to sensory and motor deficits. Nurses should provide guidance on home safety modifications, such as using non-slip rugs, installing handrails, and ensuring adequate lighting. Wearing supportive footwear with cushioned soles can enhance stability and reduce foot pain. Teaching patient's relaxation techniques, such as deep breathing, meditation, and guided imagery, can help them manage chronic pain and stress. Sensory adaptation strategies, such as using warm or cool compresses and textured gloves, may improve sensory perception and comfort (Yang *et al*, 2021). Encouraging patients to alternate activities and take frequent breaks can prevent symptom exacerbation. CIPN presents significant challenges for cancer patients, affecting their physical function, emotional well-being, and treatment adherence (Goyal *et al*, 2022). Nurses play a pivotal role in managing CIPN through a multimodal approach that includes pharmacological treatments, non-pharmacological interventions, and patient education. By utilizing neuropathic pain medications, physical therapy, complementary therapies, and self-management strategies, nurses can help alleviate symptoms and improve patient quality of life (Bai *et al*, 2022; Katta *et al*, 2022). Future research should focus on optimizing treatment strategies and identifying novel therapies to further enhance CIPN management in oncology care.

2.3 Oncology nurses' role in Cipn prevention and support

Chemotherapy-induced peripheral neuropathy (CIPN) is a common and often debilitating side effect of certain cancer treatments, significantly impacting patients' quality of life (Mezzanotte *et al*, 2022). Oncology nurses play a crucial role in the prevention, management, and support of patients experiencing CIPN as shown in figure 4 (Fan *et al*, 2023). Their responsibilities encompass patient advocacy and communication, monitoring and long-term follow-up, and psychosocial support. This explores how oncology nurses contribute to CIPN prevention and patient care through these essential domains.

Oncology nurses serve as frontline healthcare providers who foster open communication between patients and oncologists regarding CIPN symptoms. Many patients may not recognize early signs of neuropathy or may hesitate to report symptoms due to fear of treatment modifications (Long *et al*, 2021). Nurses educate patients on the importance of early symptom reporting and encourage them to describe their experiences accurately. They use validated assessment tools, such as the National Cancer Institute's Common Terminology Criteria for Adverse Events (NCI-CTCAE) or the European Organisation for Research and Treatment of Cancer Quality of Life Questionnaire (EORTC QLQ-CIPN20), to quantify neuropathic symptoms and document their progression. Effective CIPN management often requires modifying chemotherapy regimens, dose reductions, or switching to alternative treatments with lower neurotoxic potential. Oncology nurses work closely with oncologists to relay patient concerns and symptom severity, helping to balance effective cancer treatment with minimizing neuropathic damage (Chang and Asher, 2021; Drury *et al*, 2023). Additionally, they may advocate for the integration of neuroprotective strategies, such as the use of cold therapy or vitamin supplementation, into treatment plans. By ensuring patient symptoms are heard and addressed, oncology nurses contribute significantly to personalized care and treatment optimization (Koppel *et al*, 2022).

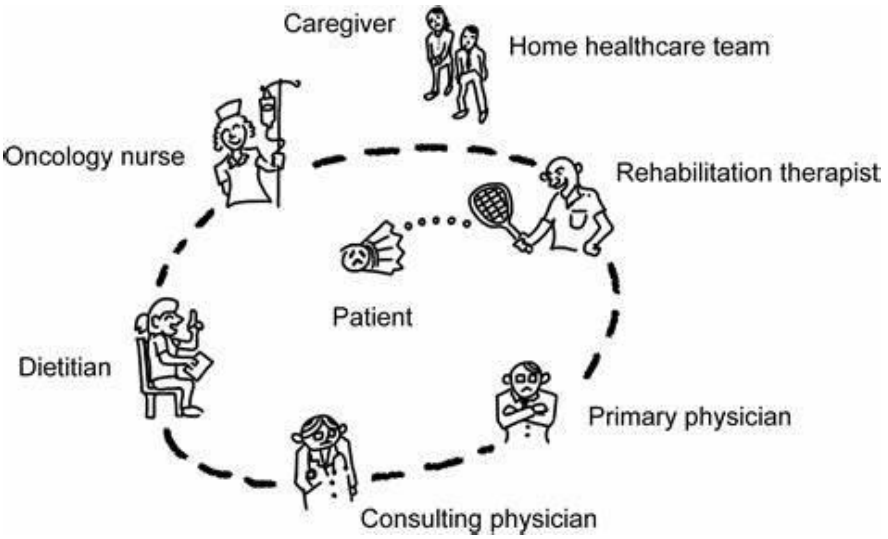

Fig 4: Oncology nurses' role in CIPN (Fan *et al*, 2023)

Monitoring CIPN symptoms consistently throughout chemotherapy cycles is essential to prevent severe complications. Oncology nurses assess neuropathy at each treatment visit, documenting changes in sensory and motor function (Smith *et al*, 2021). They educate patients on self-monitoring techniques, including recognizing tingling, numbness, or weakness in the extremities. Regular tracking enables early interventions, such as dose adjustments or rehabilitative therapies, reducing the risk of irreversible nerve damage. For many patients, CIPN persists long after chemotherapy has ended, impacting daily activities and mobility. Oncology nurses coordinate long-term follow-ups to assess lingering neuropathy and implement supportive care strategies (Steinbach *et al*, 2023). They refer patients to physical therapists for balance training, occupational therapists for adaptive strategies, and pain management specialists for pharmacologic and non-pharmacologic interventions. By addressing long-term effects, oncology nurses help improve patients' overall functionality and well-being.

CIPN not only affects physical health but also has significant psychological ramifications (Trompetter *et al*, 2022). Chronic pain, mobility issues, and functional impairments can lead to anxiety, depression, and reduced social engagement. Oncology nurses provide emotional support by acknowledging these challenges and guiding patients toward coping strategies (Tolotti *et al*, 2022). They conduct mental health screenings using tools such as the Hospital Anxiety and Depression Scale (HADS) to identify patients in need of further psychological support. Support networks play a vital role in helping patients cope with CIPN. Oncology nurses connect patients with peer support groups, counseling services, and survivorship programs that offer emotional encouragement and practical advice. Engaging with individuals who share similar experiences fosters resilience and reduces feelings of isolation. Additionally, nurses educate caregivers on how to support patients experiencing neuropathy, enhancing their overall care ecosystem. Oncology nurses are integral to the prevention and management of CIPN, advocating for patients, facilitating open communication, and ensuring early intervention (Dornan *et al*, 2022). Their efforts in tracking symptom progression, coordinating long-term follow-up care, and providing psychosocial support significantly enhance patient outcomes. Through collaboration with oncologists, comprehensive monitoring, and compassionate care, oncology nurses play a pivotal role in mitigating the impact of CIPN, ultimately improving the quality of life for cancer

patients (Dubey *et al*, 2023).

2.4 Challenges and future directions in CIPN management

Chemotherapy-Induced Peripheral Neuropathy (CIPN) remains a significant challenge in oncology care, affecting patient quality of life, functional independence, and treatment adherence (Laforgia *et al*, 2021; Tay *et al*, 2022). Despite advancements in cancer therapies, CIPN treatment options remain limited, and there is a growing need for innovative management strategies. Addressing current gaps, exploring emerging research, and implementing policy and training recommendations for oncology nurses are crucial steps toward improving CIPN care.

Despite various treatment approaches, CIPN management remains largely symptomatic, with no universally effective cure. Current pharmacological treatments for CIPN, such as gabapentinoids (e.g., gabapentin, pregabalin) and antidepressants (e.g., duloxetine, amitriptyline), provide only partial relief and are associated with adverse effects such as drowsiness, dizziness, and weight gain (Giovannini *et al*, 2021; Balanaser *et al*, 2023). Additionally, opioids, which may be used in severe cases, pose risks of dependence and tolerance, limiting their long-term use. Many existing medications were developed for other neuropathic conditions, and their efficacy in CIPN is not well-established. The lack of FDA-approved drugs specifically targeting CIPN underscores the need for novel treatment options. CIPN symptoms vary widely among patients based on factors such as chemotherapy type, genetic predisposition, and pre-existing conditions (Maihöfner *et al*, 2021). Standardized treatment regimens may not be effective for all patients, highlighting the need for personalized medicine approaches. Pharmacogenomics, which examines how genetic variations influence drug responses, has the potential to guide tailored treatment strategies. Oncology nurses can play a key role in assessing individual patient responses and advocating for personalized care plans (Alsbrook *et al*, 2022).

Ongoing research efforts are exploring new pharmacological and non-pharmacological interventions to enhance CIPN management (Crichton *et al*, 2022). Several novel drug candidates are being investigated for CIPN treatment. Additionally, cannabinoids, which interact with the endocannabinoid system, are being studied for their potential to alleviate neuropathic pain with fewer side effects than opioids. Non-pharmacological therapies are also gaining attention. Transcutaneous electrical nerve stimulation (TENS), for example, has shown potential in reducing pain and improving nerve function. Furthermore, regenerative medicine approaches, including stem cell therapy and nerve growth factor administration, are being explored as long-term solutions for nerve repair (Lopes *et al*, 2022). Artificial Intelligence (AI) and digital health technologies are transforming CIPN management by enabling real-time symptom tracking and early intervention. Wearable devices and smartphone applications can monitor sensory and motor impairments, providing valuable data for clinicians to assess disease progression (Anikwe *et al*, 2022). AI-powered algorithms can analyze patient-reported symptoms and predict neuropathy severity, allowing for proactive adjustments in treatment plans. Additionally, telehealth platforms can facilitate remote monitoring and patient education, ensuring continuity of care even in resource-limited settings (Bernacchio *et al*, 2021).

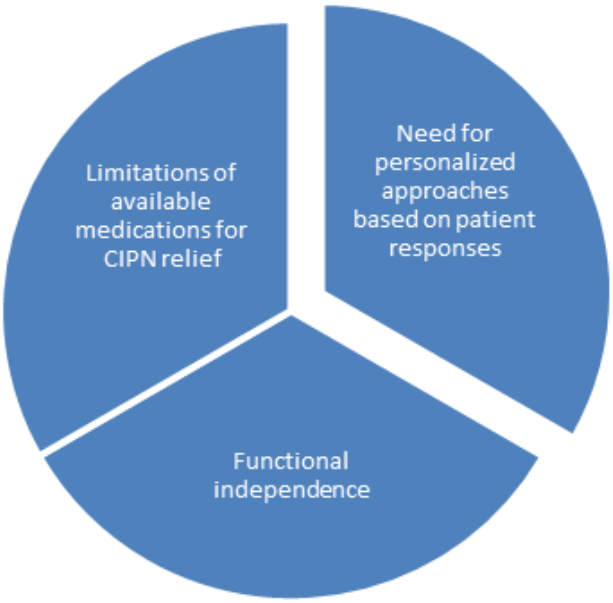

Fig 5: Challenges in CIPN management

Oncology nurses play a vital role in CIPN management, yet formal training and standardized guidelines are often lacking (Di Nardo *et al*, 2022). Despite the high prevalence of CIPN, many nursing programs provide limited education on its assessment and management. Integrating CIPN-specific training into nursing curricula can equip oncology nurses with the necessary knowledge and skills to identify symptoms early and implement evidence-based interventions. Continuing education programs and workshops on CIPN management should also be made available to practicing nurses. The lack of standardized CIPN management protocols contributes to inconsistencies in care delivery. Establishing clinical guidelines based on the latest research can improve treatment outcomes and ensure that all patients receive comprehensive care (Rossing *et al*, 2022). Oncology nursing organizations should advocate for the development and implementation of evidence-based CIPN protocols, including standardized assessment tools, pharmacological and non-pharmacological treatment recommendations, and patient education strategies (Lisy *et al*, 2021; Nagi, 2022). CIPN remains a complex and challenging condition, with significant gaps in current treatment options. While existing pharmacological interventions provide only partial relief, emerging research offers hope for more effective therapies. AI and digital health tools present opportunities for better symptom monitoring and personalized care. To enhance CIPN management, oncology nurses must receive proper training, and healthcare systems must establish standardized care protocols (Mizrahi *et al*, 2022). By addressing these challenges and leveraging new innovations, the future of CIPN management can be significantly improved, ultimately leading to better patient outcomes.

3. Conclusion

Chemotherapy-induced peripheral neuropathy (CIPN) is a significant adverse effect of cancer treatment, often leading to chronic pain, sensory dysfunction, and reduced quality of life. Throughout this discussion, we explored the pathophysiology of CIPN, its clinical manifestations, and the current strategies for its management. Despite the availability

of pharmacological and non-pharmacological interventions, no universally effective treatment exists, emphasizing the need for continued research and multidisciplinary care approaches.

Oncology nurses play a pivotal role in managing CIPN, serving as frontline healthcare providers who assess, educate, and support patients throughout their cancer treatment journey. Their expertise in early symptom recognition, patient education, and implementation of preventive strategies significantly contributes to improving patient outcomes. By incorporating evidence-based interventions, oncology nurses help mitigate the severity of CIPN while enhancing the overall quality of cancer care.

Given the substantial impact of CIPN on patient well-being, there is an urgent need to increase awareness, advance research, and refine patient care strategies. Healthcare institutions must prioritize education and training for nurses to enhance their ability to recognize and manage CIPN effectively. Additionally, further clinical studies are necessary to develop targeted therapies that minimize nerve damage while preserving the effectiveness of chemotherapy. Policymakers and healthcare leaders should advocate for increased funding and research initiatives to better understand CIPN mechanisms and improve treatment options. Addressing CIPN requires a collaborative effort involving oncology nurses, researchers, and healthcare systems. By strengthening awareness, investing in innovative treatments, and empowering nurses with specialized knowledge, we can enhance the quality of life for cancer patients and pave the way for improved CIPN management in oncology care.

4. Reference

1. Adegoke SA, Oladimeji OI, Akinlosotu MA, Akinwumi AI, Matthew KA. HemoTypeSC point-of-care testing shows high sensitivity with alkaline cellulose acetate hemoglobin electrophoresis for screening hemoglobin SS and SC genotypes. Hematology, Transfusion and Cell Therapy. 2022;44(3):341–5.
2. Ali MM, Aziz TA. Toxic effect of platinum compounds: molecular mechanisms of toxicity. Al-Rafidain Journal of Medical Sciences. 2021;1:81–8.
3. Almatrafi AS, Al-Mutairi RMH, Alotaibi AM, Binoraij MSI. Integrating nursing and emergency care in non-pharmacological management of chronic pain: Advancing holistic patient care. Tennessee Research International of Social Sciences. 2020;2(1):60–79.
4. Alsbrook KE, Donovan HS, Wesmiller SW, Thomas TH. Oncology nurses' role in promoting patient self-advocacy. Clin J Oncol Nurs. 2022;26(3):239.
5. Aman MM, Mahmoud A, Deer T, Sayed D, Hagedorn JM, Brogan SE, *et al* The American Society of Pain and Neuroscience (ASPN) best practices and guidelines for the interventional management of cancer-associated pain. J Pain Res. 2021;2139–64.
6. Anikwe CV, Nweke HF, Ikegwu AC, Egwuonwu CA, Onu FU, Alo UR, *et al* Mobile and wearable sensors for data-driven health monitoring system: State-of-the-art and future prospect. Expert Syst Appl. 2022;202:117362.
7. Avallone A, Bimonte S, Cardone C, Cascella M, Cuomo A. Pathophysiology and therapeutic perspectives for chemotherapy-induced peripheral neuropathy. Anticancer Res. 2022;42(10):4667–78.
8. Bai Y, Ma JH, Yu Y, Wang ZW. Effect of cognitive-behavioral therapy or mindfulness therapy on pain and quality of life in patients with diabetic neuropathy: A systematic review and meta-analysis. Pain Manag Nurs. 2022;23(6):861–70.
9. Baker NA, Carandang K, Dodge C, Poole JL. Occupational therapy is a vital member of the interprofessional team-based approach for the management of rheumatoid arthritis: applying the 2022 American College of Rheumatology guideline for exercise, rehabilitation, diet, and additional integrative interventions for rheumatoid arthritis.
10. Balanaser M, Carley M, Baron R, Finnerup NB, Moore RA, Rowbotham MC, *et al* Combination pharmacotherapy for the treatment of neuropathic pain in adults: systematic review and meta-analysis. Pain. 2023;164(2):230–51.
11. Bernacchio CP, Wilson JF, Ginige JA. Telehealth utilization in low-resource settings. In: Sustainable Community Health: Systems and Practices in Diverse Settings. Cham: Springer International Publishing; 2021. p. 361–91.
12. Bonomo R, Cavaletti G. Clinical and biochemical markers in CIPN: A reappraisal. Revue Neurol. 2021;177(8):890–907.
13. Burgess J, Ferdousi M, Gosal D, Boon C, Matsumoto K, Marshall A, *et al* Chemotherapy-induced peripheral neuropathy: epidemiology, pathomechanisms, and treatment. Oncol Ther. 2021;1–66.
14. Carpinella I, Anastasi D, Gervasoni E, Di Giovanni R, Tacchino A, Brichetto G, *et al* Balance impairments in people with early-stage multiple sclerosis: Boosting the integration of instrumented assessment in clinical practice. Sensors. 2022;22(23):9558.
15. Cascella M, Muzio MR, Monaco F, Nocerino D, Ottaiano A, Perri F, *et al* Pathophysiology of nociception and rare genetic disorders with increased pain threshold or pain insensitivity. Pathophysiology. 2022;29(3):435–52.
16. Chang P, Asher A. Cancer telerehabilitation. Phys Med Rehabil Clin N Am. 2021;32(2):277–89.
17. Chua KC, El-Haj N, Priotti J, Kroetz DL. Mechanistic insights into the pathogenesis of microtubule-targeting agent-induced peripheral neuropathy from pharmacogenetic and functional studies. Basic Clin Pharmacol Toxicol. 2022;130:60–74.
18. Craig WJ, Mangels AR, Fresán U, Marsh K, Miles FL, Saunders AV, *et al* The safe and effective use of plant-based diets with guidelines for health professionals. Nutrients. 2021;13(11):4144.
19. Crichton M, Yates PM, Agbejule OA, Spooner A, Chan RJ, Hart NH. Non-pharmacological self-management strategies for chemotherapy-induced peripheral neuropathy in people with advanced cancer: a systematic review and meta-analysis. Nutrients. 2022;14(12):2403.
20. Crosby D, Bhatia S, Brindle KM, Coussens LM, Dive C, Emberton M, *et al* Early detection of cancer. Science. 2022;375(6586):eaay9040.
21. Desforges AD, Hebert CM, Spence AL, Reid B, Dhaibar HA, Cruz-Topete D, *et al* Treatment and diagnosis of chemotherapy-induced peripheral neuropathy: An update. Biomed Pharmacother. 2022;147:112671.
22. Di Nardo P, Lisanti C, Garutti M, Buriolla S, Alberti M, Mazzeo R, *et al* Chemotherapy in patients with early

breast cancer: clinical overview and management of long-term side effects. Expert Opin Drug Saf. 2022;21(11):1341–55.
23. Dornan M, Semple C, Moorhead A. Planning and developing an intervention to promote social eating for patients living with and beyond head and neck cancer. UKONS Annual Conference 2022. 2022, November.
24. Drury A, O'Brien A, O'Connell L, Cosgrave S, Hannan M, Smyth C, *et al* Setting a patient-driven agenda for cancer research priorities in geriatric oncology: A qualitative study. Semin Oncol Nurs. 2023;39(4):151463.
25. Dubey A, Agrawal S, Agrawal V, Dubey T, Jaiswal A. Breast cancer and the brain: A comprehensive review of neurological complications. Cureus. 2023;15(11).
26. Eidenberger M. Physiotherapeutic management in breast cancer patients. In: Breast Cancer Updates. Singapore: IntechOpen; 2022.
27. Fan JX, Hu YC, Chen X, Li Y. Nursing dilemmas in chemotherapy-induced peripheral neuropathy: a qualitative study of a tertiary hospital in China. J Pain Res. 2023;2299–308.
28. Francesco L, Angelocola SM, Bellucci P, Cardinali P, Coccia M, De Dominicis L, *et al* MARCHE REGISTRY OF NEUROMUSCULAR DISEASES. J Peripher Nerv Syst. 2022;27:15–6.
29. Fumagalli G, Monza L, Cavaletti G, Rigolio R, Meregalli C. Neuroinflammatory process involved in different preclinical models of chemotherapy-induced peripheral neuropathy. Front Immunol. 2021;11:626687.
30. Gault C, Voorhees T, Ramaswamy B, Lustberg M. Evaluating vincristine-induced peripheral neuropathy outcomes in patients with lymphoma. Oncol Nurs Forum. 2022;49(2):65–6.
31. Giovannini S, Coraci D, Brau F, Galluzzo V, Loreti C, Caliandro P, *et al* Neuropathic pain in the elderly. Diagnostics. 2021;11(4):613.
32. Goyal N, Day A, Epstein J, Goodman J, Graboyes E, Jalisi S, *et al* Head and neck cancer survivorship consensus statement from the American Head and Neck Society. Laryngoscope Investig Otolaryngol. 2022;7(1):70–92.
33. Gu Z, Chen C, Gu J, Song Z, Wei G, Cai G, *et al* Development and validation of the chemotherapy-induced peripheral neuropathy integrated assessment–oxaliplatin subscale: a prospective cohort study. BMC Cancer. 2023;23(1):1109.
34. Hertz DL, Childs DS, Park SB, Faithfull S, Ke Y, Ali NT, *et al* Patient-centric decision framework for treatment alterations in patients with chemotherapy-induced peripheral neuropathy (CIPN). Cancer Treat Rev. 2021;99:102241.
35. Hung HW, Liu CY, Chen HF, Chang CC, Chen SC. Impact of chemotherapy-induced peripheral neuropathy on quality of life in patients with advanced lung cancer receiving platinum-based chemotherapy. Int J Environ Res Public Health. 2021;18(11):5677.
36. Ibrahim EY, Ehrlich BE. Prevention of chemotherapy-induced peripheral neuropathy: A review of recent findings. Crit Rev Oncol Hematol. 2020;145:102831.
37. Joshua AM, Misri Z. Peripheral nerve disorders. In: Physiotherapy for Adult Neurological Conditions. Singapore: Springer Nature Singapore; 2022. p. 621–29.
38. Kanzawa-Lee GA. Chemotherapy-induced peripheral neuropathy: nursing implications. J Infus Nurs. 2020;43(3):155–66.
39. Kastrinos A, Fisher CL, Sae-Hau M, Weiss E, Mullis MD, Bylund C. Differences in diagnosis experiences for parent caregivers of pediatric blood cancer patients: A qualitative analysis examining the role of patient age.
40. Katta MR, Valisekka SS, Agarwal P, Hameed M, Shivam S, Kaur J, *et al* Non-pharmacological integrative therapies for chronic cancer pain. J Oncol Pharm Pract. 2022;28(8):1859–68.
41. Kim EY, Hong SJ. Real-life experiences of chemotherapy-induced peripheral neuropathy in patients with cancer: a qualitative meta-synthesis study. Semin Oncol Nurs. 2023;39(5):151499.
42. Kleckner IR, Park SB, Streckmann F, Wiskemann J, Hardy S, Mohile N. Systematic review of exercise for prevention and management of chemotherapy-induced peripheral neuropathy. In: Diagnosis, management and emerging strategies for chemotherapy-induced neuropathy: A MASCC book. 2021. p. 183–241.
43. Knoerl R, Mazzola E, Hong F, Salehi E, McCleary N, Ligibel J, *et al* Self-reported severity, characteristics, and functional limitations of chemotherapy-induced peripheral neuropathy. Pain Manag Nurs. 2022;23(4):532–40.
44. Koppel PD, De Gagne JC, Docherty S, Smith S, Prose NS, Jabaley T. Exploring nurse and patient experiences of developing rapport during oncology ambulatory care videoconferencing visits: qualitative descriptive study. J Med Internet Res. 2022;24(9):e39920.
45. Kumari Y, Bai P, Waqar F, Asif AT, Irshad B, Raj S, *et al* Advancements in the management of endocrine system disorders and arrhythmias: a comprehensive narrative review. Cureus. 2023;15(10).
46. Laforgia M, Laface C, Calabro C, Ferraiuolo S, Ungaro V, Tricarico D, *et al* Peripheral neuropathy under oncologic therapies: a literature review on pathogenetic mechanisms. Int J Mol Sci. 2021;22(4):1980.
47. Levine D, Work B, McDonald S, Harty N, Mabe C, Powell A, *et al* Occupational therapy interventions for clients with Ehlers-Danlos syndrome (EDS) in the presence of postural orthostatic tachycardia syndrome (POTS). Occup Ther Health Care. 2022;36(3):253–70.
48. Li R, Liu Y, Xue R, Wang Y, Zhao F, Chen L, *et al* Effectiveness of nonpharmacologic interventions for chemotherapy-induced peripheral neuropathy in patients with breast cancer: a systematic review and network meta-analysis. Cancer Nurs. 2022;pp.10–1097.
49. Li T, Mizrahi D, Goldstein D, Kiernan MC, Park SB. Chemotherapy and peripheral neuropathy. Neurol Sci. 2021;42(10):4109–21.
50. Lisy K, Kim J, Jefford M. Integrating cancer survivorship into primary care. In: Essentials of Cancer Survivorship. CRC Press; 2021. p. 209–31.
51. Long DA, Koyfman A, Long B. Oncologic emergencies: palliative care in the emergency department setting. J Emerg Med. 2021;60(2):175–91.
52. Lopes B, Sousa P, Alvites R, Branquinho M, Sousa AC, Mendonça C, *et al* Peripheral nerve injury treatments and advances: one health perspective. Int J Mol Sci. 2022;23(2):918.
53. Lustberg MB, Kuderer NM, Desai A, Bergerot C, Lyman GH. Mitigating long-term and delayed adverse events associated with cancer treatment: implications for

survivorship. Nat Rev Clin Oncol. 2023;20(8):527–42.
54. Mahmoudinezhad G, Nishida T, Weinreb RN, Baxter SL, Eslani M, Micheletti E, *et al* Impact of smoking on visual field progression in a long-term clinical follow-up. Ophthalmology. 2022;129(11):1235–44.
55. Maihöfner C, Diel I, Tesch H, Quandel T, Baron R. Chemotherapy-induced peripheral neuropathy (CIPN): Current therapies and topical treatment option with high-concentration capsaicin. Support Care Cancer. 2021;29(8):4223–38.
56. Matthew KA, Akinwale FM, Opia FN, Adenike A. The Relationship between oral contraceptive use, mammographic breast density, and breast cancer risk. 2021.
57. Matthew KA, Opia FN, Matthew A. Policy solutions for reducing racial and ethnic disparities in cancer mortality. J Adv Multidiscip Res. 2023;2(2):77–85.
58. Mezzanotte JN, Grimm M, Shinde NV, Nolan T, Worthen-Chaudhari L, Williams NO, *et al* Updates in the treatment of chemotherapy-induced peripheral neuropathy. Curr Treat Options Oncol. 2022;23(1):29–42.
59. Mizrahi D, Goldstein D, Kiernan MC, Robinson L, Pitiyarachchi O, McCullough S, *et al* Development and consensus process for a clinical pathway for the assessment and management of chemotherapy-induced peripheral neuropathy. Support Care Cancer. 2022;30(7):5965–74.
60. Mo H, Yan X, Zhao F, Teng Y, Sun X, Lv Z, *et al* Association of taxane type with patient-reported chemotherapy-induced peripheral neuropathy among patients with breast cancer. JAMA Netw Open. 2022;5(11):e2239788.
61. Molinares D, Kurtevski S, Zhu Y. Chemotherapy-induced peripheral neuropathy: diagnosis, agents, general clinical presentation, and treatments. Curr Oncol Rep. 2023;25(11):1227–35.
62. Nagi R. Deprescribing of nonsteroidal anti-inflammatory drugs (NSAIDs) in elderly with chronic pain—when less is more: Systematic review. Indian J Palliat Care. 2022;28(2):127.
63. Nnagha EM, Ademola MK, Izevbizua EA, Uwishema O, Nazir A, Wellington J. Tackling sickle cell crisis in Nigeria: the need for newer therapeutic solutions in sickle cell crisis management–short communication. Ann Med Surg. 2023;85(5):2282–6.
64. Orgianelis I, Merkouris E, Kitmeridou S, Tsiptsios D, Karatzetzou S, Sousanidou A, *et al* Exploring the utility of autonomic nervous system evaluation for stroke prognosis. Neurol Int. 2023;15(2):661–96.
65. Parsons SK, Rodday AM, Pei Q, Keller FG, Wu Y, Henderson TO, *et al* Performance of the FACT-GOG-Ntx to assess chemotherapy-induced peripheral neuropathy (CIPN) in pediatric high-risk Hodgkin lymphoma: report from the Children's Oncology Group AHOD 1331 study. J Patient Rep Outcomes. 2023;7(1):113.
66. Rodrigues C, Gomes B, Albuquerque C. The rehabilitation of cancer patients and the role of nurses: a scoping review. Oncol Clin Pract. 2022;18(3):147–65.
67. Rodwin RL, Siddiq NZ, Ehrlich BE, Lustberg MB. Biomarkers of chemotherapy-induced peripheral neuropathy: Current status and future directions. Front Pain Res. 2022;3:864910.
68. Rossing P, Caramori ML, Chan JC, Heerspink HJ, Hurst C, Khunti K, *et al* Executive summary of the KDIGO 2022 Clinical Practice Guideline for Diabetes Management in Chronic Kidney Disease: an update based on rapidly emerging new evidence. Kidney Int. 2022;102(5):990–9.
69. Sałat K. Chemotherapy-induced peripheral neuropathy: part 1—current state of knowledge and perspectives for pharmacotherapy. Pharmacol Rep. 2020;72:486–507.
70. Shastry S, Mizrahi D, Kanzawa-Lee G. The Future of Chemotherapy: The Mechanisms and Benefits of Exercise in Taxane-Induced Peripheral Neuropathy. Physiologia. 2023;3(4):563–84.
71. Simin Z, Jianfeng Q. Research on the Mechanism of Traditional Chinese Medicine in Treating Chemotherapy-Induced Peripheral Neuropathy. Int J Front Med. 2023;5(12).
72. Smith EML, Kuisell C, Kanzawa-Lee G, Bridges CM, Cho Y, Swets J, *et al* Assessment of pediatric chemotherapy-induced peripheral neuropathy using a new patient-reported outcome measure: the P-CIN. J Pediatr Oncol Nurs. 2021;38(2):131–41.
73. Spera MC, Cesta MC, Zippoli M, Varrassi G, Allegretti M. Emerging approaches for the management of chemotherapy-induced peripheral neuropathy (CIPN): Therapeutic potential of the C5a/C5aR Axis. Pain Ther. 2022;11(4):1113–36.
74. Srivastava SP, Sinha AP, Sharma KK, Malik PS. Severity, risk factors and quality of life of patients associated with chemotherapy-induced peripheral neuropathy. Clin Nurs Res. 2022;31(6):1080–90.
75. Steinbach M, Zitella LJ, Florendo E, Lee E, Riccobono C, DiFilippo H, *et al* Nursing care throughout the chimeric antigen receptor T-cell therapy process for multiple myeloma. Semin Oncol Nurs. 2023;39(6):151505.
76. Suvar T. Antidepressants. In: First Aid Perioperative Ultrasound: Acute Pain Manual for Surgical Procedures. Cham: Springer International Publishing; 2023. p. 159–68.
77. Tabriz ER, Ramezani M, Heydari A, Aledavood SA. Health-promoting lifestyle in colorectal cancer survivors: a qualitative study on the experiences and perspectives of colorectal cancer survivors and healthcare providers. Asia Pac J Oncol Nurs. 2021;8(6):696–710.
78. Tanay MAL, Armes J, Moss-Morris R, Rafferty AM, Robert G. A systematic review of behavioural and exercise interventions for the prevention and management of chemotherapy-induced peripheral neuropathy symptoms. J Cancer Surviv. 2021;pp.1–24.
79. Tay N, Laakso EL, Schweitzer D, Endersby R, Vetter I, Starobova H. Chemotherapy-induced peripheral neuropathy in children and adolescent cancer patients. Front Mol Biosci. 2022;9:1015746.
80. Tolotti A, Barello S, Vignaduzzo C, Liptrott SJ, Valcarenghi D, Nania T, *et al* Patient engagement in oncology practice: a qualitative study on patients' and nurses' perspectives. Int J Environ Res Public Health. 2022;19(18):11644.
81. Tran BQ. Strategies for effective patient care: Integrating quality communication with the patient-centered approach. Soc Personal Psychol Compass. 2021;15(1):e12574.

82. Tripathi AK, Ray AK, Mishra SK, Bishen SM, Mishra H, Khurana A. Molecular and therapeutic insights of alpha-lipoic acid as a potential molecule for disease prevention. Rev Bras Farmacogn. 2023;33(2):272–87.
83. Trompetter HR, Bonhof CS, Van de Poll-Franse LV, Vreugdenhil G, Mols F. Exploring the relationship among dispositional optimism, health-related quality of life, and CIPN severity among colorectal cancer patients with chronic peripheral neuropathy. Support Care Cancer. 2022;30:95–104.
84. Turner JH. Life-saving cancer care. Cancer Biother Radiopharm. 2021;36(9):711–9.
85. Wang M, Pei Z, Molassiotis A. Recent advances in managing chemotherapy-induced peripheral neuropathy: A systematic review. Eur J Oncol Nurs. 2022;58:102134.
86. Was H, Borkowska A, Bagues A, Tu L, Liu JY, Lu Z, *et al* Mechanisms of chemotherapy-induced neurotoxicity. Front Pharmacol. 2022;13:750507.
87. Yang TH, Kim JR, Jin H, Gil H, Koo JH, Kim HJ. Recent advances and opportunities of active materials for haptic technologies in virtual and augmented reality. Adv Funct Mater. 2021;31(39):2008831.

Copyright and License
© 2023 The Author(s). Authors retain the copyright of their published articles.
This is an open access journal, and articles are distributed under the terms of the Creative Commons Attribution NonCommercial-ShareAlike 4.0 International (CC BY-NC-SA 4.0) License, which allows others to remix, tweak, and build upon the work non-commercially, as long as appropriate credit is given and the new creations are licensed under the identical terms.